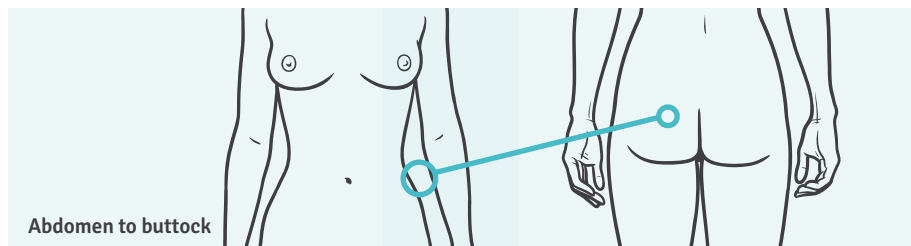
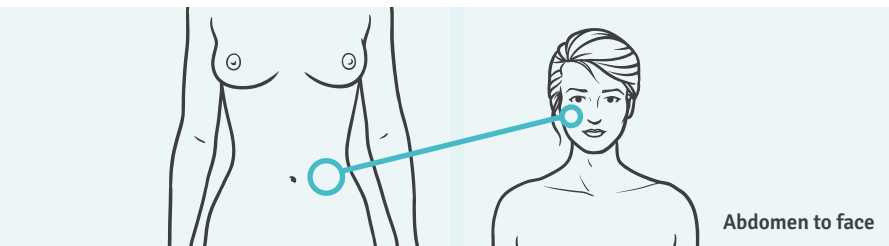
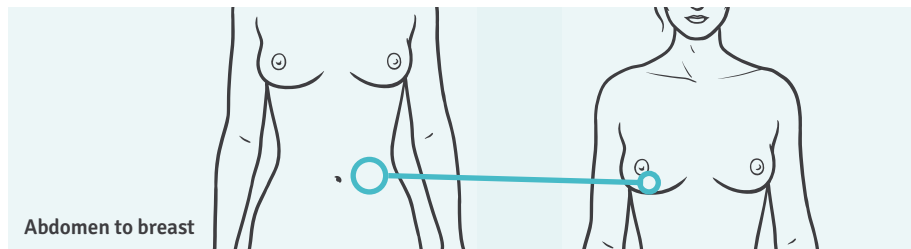


Doctor, can you **move my fat**  
from where I **don't** want it  
to where I **do**?



**Europe:** customerservice@edcmotiva.com  
**Rest of World:** customerservice@establishmentlabs.com

Puregraft and the Puregraft Logo are trademarks of Puregraft LLC in the United States and other select countries. © 2015 Puregraft LLC. All rights reserved.

**Disclaimer:** Always speak to your doctor or nurse for personal medical advice. Health information included in this brochure is intended as general information only. It is not intended to replace a consultation with a healthcare professional, nor is it intended to provide specific medical advice.

What if fat could be  
your new best friend?



**PUREGRAFT**  
The Fat Experts



## Empowering Natural Beauty

**Fat transfer is the process of using your own fat to enhance or reconstruct your body's contours in the most natural way possible.**

Fat transfer is most commonly used for volumizing the face, breast, buttocks, and hands. It can be used to enhance your existing curves, reverse the signs of aging, or reconstruct areas of soft tissue loss. Depending on the desired result, fat can be used alone, or alongside an implant or filler to give the enhanced area a softer, more natural look. Using your own fat offers you an organic way to redefine your own natural beauty.

## The Science of Fat

**The average life of an adult adipocyte (fat cell) is 7 to 12 years. As we gain or lose weight, the number of fat cells doesn't change, instead, they either grow or shrink in size. This is what makes dieting so difficult - you don't actually lose the fat!**

The process of fat transfer completely removes fat from unwanted areas, and moves it to areas that need volume enhancement. The long life of a fat cell then causes it to stay where it has been re-implanted.

Fat transfer is commonly used to enhance or replace volume in the breast or buttocks. The re-purposed fat is injected into areas where some fat already exists, and ultimately merges with the surrounding tissue.

Fat transfer can also be used in smaller quantities to contour the face. Loss of vibrance or elasticity, or the presence of wrinkles is often due to loss of volume in the underlying skin. This volume was once filled by a thin layer of fat tissue, which also contained a population of regenerative cells that maintains the elasticity and quality of the skin. As we age, we lose this layer of fat and stem cells, causing a deflated, tired look.

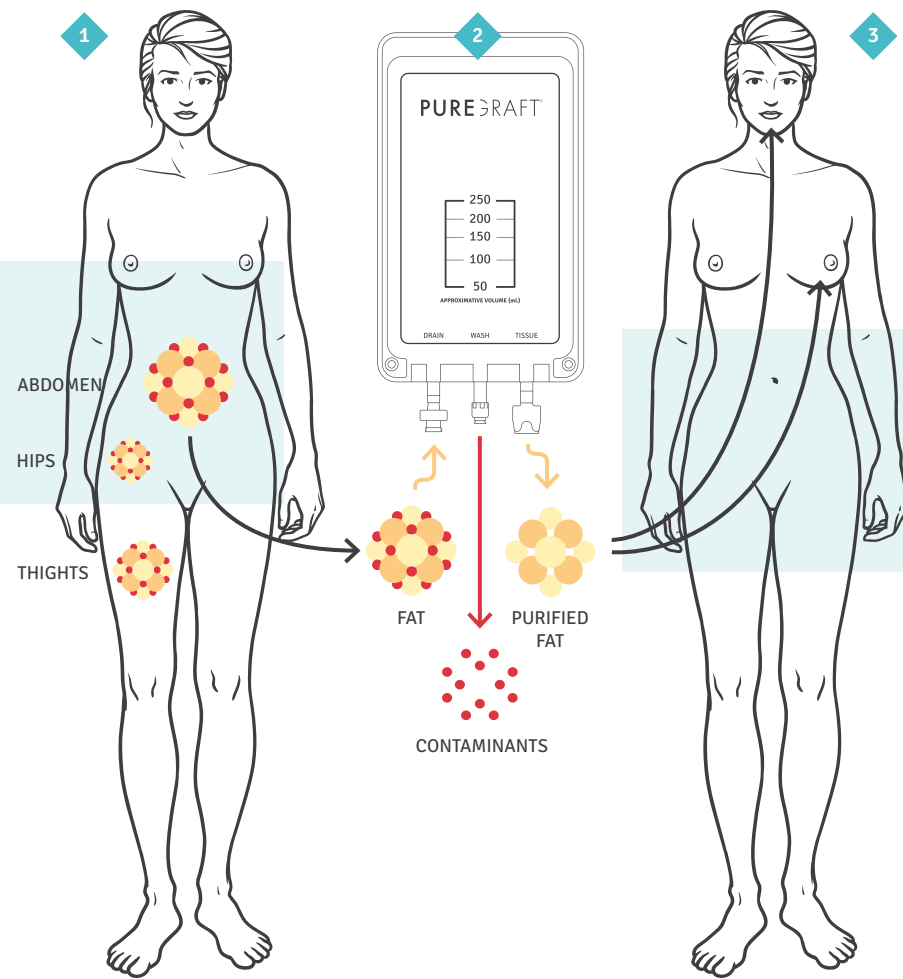
## Not All Fat Transfer is the Same

**Many fat transfer techniques are non-sterile and ineffective at cleaning the tissue. When contaminants such as blood or oil are left in the graft and re-injected, it can lead to suboptimal results and potential safety risks.**

A revolutionary technology called Puregraft improves the quality of fat transfer results. Using a gentle and efficient filtration system, Puregraft cleans the fat tissue removing unwanted contaminants, leaving a highly purified graft. Unlike other techniques, Puregraft's closed-system design keeps your tissue contained in a sterile environment. The result is a safer procedure, faster recovery, and a more precise result.



## Puregraft Fat Transfer



### 1 Liposuction

Fat is collected from areas like your abdomen, thighs, or hips

### 2 Processing

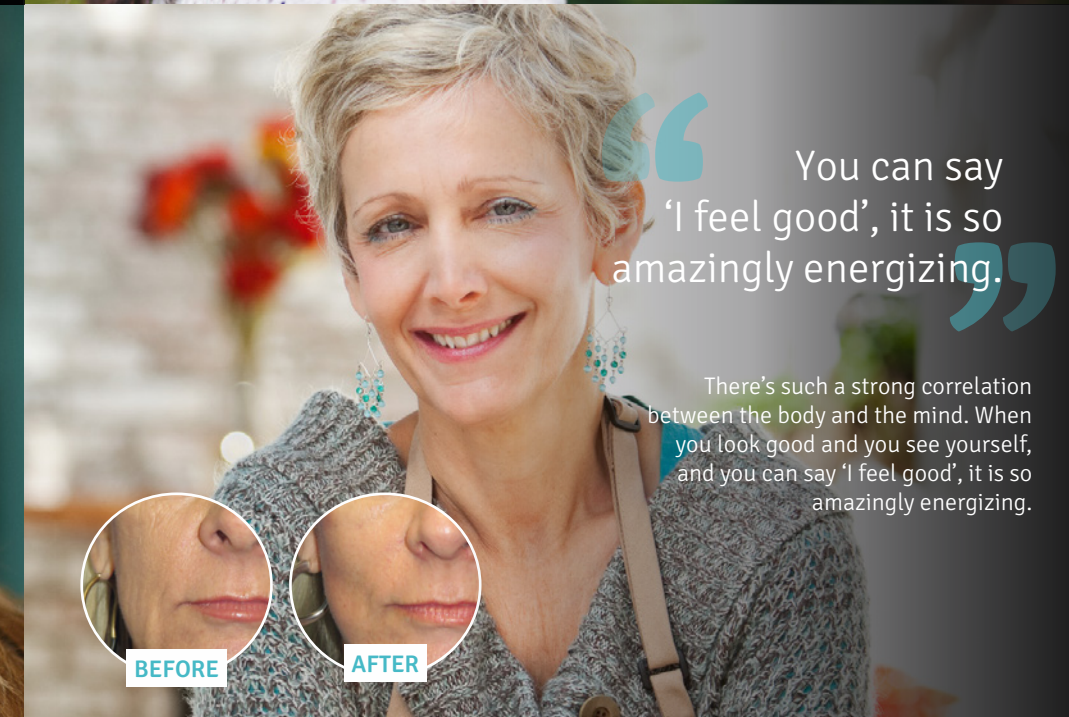
Your fat is purified using the Puregraft filtration system to remove the damaged cells, oil, blood and excess fluids collected during liposuction

### 3 Re-injection

The purified fat is carefully re-injected into the desired area to achieve a more voluminous look

## The Puregraft Experience

### Redefine your own natural beauty



## Frequently Asked Questions

### -- Is Puregraft fat transfer safe?

Yes. Puregraft fat transfer offers a minimally invasive, patient-friendly alternative to synthetic fillers or implants. The product provides physicians a superior way to prepare a fat graft using a closed, sterile system that greatly reduces the chance of infection and other complications linked to the introduction of a foreign material in a body.

### -- What kind of results can I expect?

Every patient is different. Definitive results are usually observed 3 months after the procedure, however depending on the complexity of your procedure, your results may vary. Some patients require multiple procedures for an optimal outcome. It is important to discuss with your doctor what results you can expect.

### -- How do I know if Puregraft is an option for me?

Anyone seeking volume or rejuvenation should consider Puregraft fat transfer. For those patients who want to add subtle, natural volume and fullness, fat is an ideal option. For the patient who wants a dramatic increase, fat can be used to surround an implant to soften the shape.

### -- How is Puregraft different from other fillers?

Whether you are seeking to enhance your appearance or restore your shape, you will be using your own natural fat tissue. Synthetic materials are foreign to your body and require repeated treatments to maintain your desired look. In contrast, Puregraft results are generally permanent after 3 – 6 months.

### -- How long will the procedure take?

The procedure time will depend upon physician technique and volume of tissue to be processed. The surgery can be carried out under local or general anesthesia and lasts approximately one to three hours.

### -- How long will it take to recover?

Most patients return home the same day of their procedure. Possible side effects may include minor discomfort, bruising, swelling, and redness. Most patients are able to resume light activities after one week and are back to normal activities in about two weeks.

### -- What are the risks associated with the Puregraft procedure?

Like any operation, there are risks associated with anesthesia and surgery; however, Puregraft minimizes the risk of immune rejection or allergic reaction by eliminating the introduction of foreign materials into your body. Side effects may vary and should be discussed with your doctor.

## Other questions you should ask your doctor

-- What can I expect the final results to look like?

-- What type of follow-up should I expect?

TO LEARN MORE, VISIT [www.puregraft.com](http://www.puregraft.com)

♥ SAFE ♦ 🧬 ORGANIC ♦ ♻️ BIOCOMPATIBLE ♦ 🏠 FAST RECOVERY ♦ ∞ LONG-LASTING ♦ 🌿 NATURAL

- + The procedure usually takes 1-3 hours
- + Your doctor may choose to use general or local anesthesia depending on the volume of fat transfer, and inclusion of other procedures.
- + Patients usually go home the same day
- + You can resume light activities after a week, and normal activities within two weeks.