

# Estar Medical



## 642VES FIXED

FIXED-ANGLE CLINICAL CENTRIFUGE  
**6 TUBES PROGRAMMABLE, MULTI-PURPOSE**  
FOR HIGH-QUALITY ANALYTICAL RESULTS

**CENTRIFUGE SUITABLE FOR TROPOCELLS®/CELLENIS® PRP, 11ml & 22 ml**

### OVERVIEW

The Model 642VES Fixed-Angle Centrifuge provides the flexibility and performance that clinical laboratories require. The performance of the 642VES Fixed-Angle Centrifuge maximizes sample integrity by keeping patient samples cool during centrifugation. Programmable force (from 250 xg to 1,600 xg) and time settings are simple to use as a digital readout clearly displays the RPM and time settings. The universal power supply and global safety approvals allow the 642VES Fixed-Angle Centrifuge to meet all your global needs.

### APPLICATIONS

With its small footprint and moderate price, this centrifuge is ideal for Urine Sedimentation, Platelet Rich Plasma, and other Specialty Applications. Due to the limitations of fixed-angle centrifugation, however, the 642VES Fixed-Angle Centrifuge should only be used for blood separation when centrifuged specimens are not being transported to another site for analysis. Fixed-angle centrifuges produce gel layers that may be susceptible to rupture during transport. These damaged samples cannot be used without an additional centrifugation step; yet, the CLSI recommends against re-centrifugation for its known negative effects on analytical results.

### FEATURES

- Electronic Timer with Display:** Scrollable between 1 and 99 minutes
- Capacity:** Six (6) tubes from micro tubes 0.5 ml up to 22 ml PRP tubes
- Brushless AC Motor:** Smooth operation with no routine maintenance
- Quiet Operation with Low Vibration:** Double-encased motor assures quiet performance and low out-of-balance vibration
- Cool Operation:** Unique air-flow design cools the rotor chamber and motor with ambient air; protecting your samples and maximizing sample integrity
- Footprint:** Compact design uses less than 1 sq. ft. of counter space

### SAFETY

- Automatic Lid Lock:** Centrifuge will not run with the lid open and the lid cannot be opened while samples are spinning
- Positive Lid Latching:** Firm mechanical latching of the lid prevents the escape of debris in case of tube breakage
- Clear Shatter Proof Lid:** Allows for safe sample observation, optical calibrations, and access for photo tachometer
- Global Regulatory Approvals:** Certified to US, Canadian, and European Safety standards
- Reinforced Guard Bowl:** Provides maximum safety and durability

## 642VES FIXED-ANGLE CENTRIFUGE SPECIFICATIONS


### General

Overall Dimensions.....	Height.....	8.75 in. (22 cm)
	Width.....	11.75 in. (30 cm)
	Depth.....	14.0 in. (35.5 cm)
Weight.....		12 lbs. (5.4 kg)
Max. Acceleration Time.....		18 seconds
Max. Deceleration Time .....		20 seconds
Timer .....		Electronic, 1 to 30 minutes, preset to 10 minutes

### Electrical

<b>Voltage</b> .....	<b>120/220 Volts (± 10/25 Volts)</b>
Frequency .....	50/60 Hz
Max. Power Requirements.....	165 Watts Protection
Breaker.....	4 Amp. Re-settable
Centrifuge Motor .....	1/30 H.P. Brushless AC
<b>Speed</b> .....	1,000 - 3,900 RPM
<b>Maximum Force</b> .....	1,850 xg

Parts Included	QTY Included	COMMENTS
 6 Place Fixed-Angle Rotor	1	High Strength Glass Fiber
 22mL PRP Tube Holder	6	
 11mL PRP Tube Holder	6	

Optional Accessories	Part Number	COMMENTS
 SmartView™ Platform	00-079-009-001	Tilts the centrifuge forward for better view and easier reach inside without loss

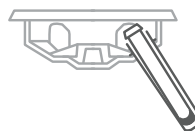
### Cool Operations

Unique design of the motor housing and rotation chamber allows for cool operation even under the heaviest workloads

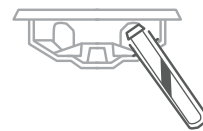
### Fixed-Angle Rotor Included

Used for spinning 11ml and 22ml PRP tubes in specially designed tube holders

Loading Angle



Rotation Angle



## Warranty

The centrifuge is free from defects in workmanship and parts for 2 years.